


STOCKED COLLECTIONS

Let's Work Together.



STOCKED IN THE UK | NEXT-DAY DELIVERY | PRICES HELD - JAN'23



www.johnson-tiles.com

JOHNSON • TILES 
MADE IN THE UK SINCE 1901





CONTENTS

- 04. **Welcome**
 - 06. **Made In The UK. Since 1901**
 - 08. **We Make It. Sustainable**
 - 10. **First Class Service**
 - 12. **Product Choice**
-

- | | |
|---------------------|--------------------|
| 14. 1901 | 32. Imperial |
| 15. Arctic White | 33. Kerastar |
| 16. Arlo | 34. Kielder |
| 17. Ashlar | 35. Malvern |
| 18. Atrium | 36. Marco |
| 19. Bevel Brick | 37. Melford Marble |
| 20. Bianco | 38. Melrose |
| 21. City Touchstone | 39. Method |
| 22. County | 40. Minerals |
| 23. Cristal | 41. Monochrome |
| 24. Darlington | 42. Newark |
| 25. Drift | 43. Oslo |
| 26. Eminence | 44. Prismatic |
| 27. Essential | 45. Refine |
| 28. Glademoor | 46. Riverstone |
| 29. Glide | 47. Savoy |
| 30. Haven | 48. South Bank |
| 31. Hudson | 49. Verso |
-

- 50. **Let's Work Together**
- 52. **Technical & Important Information**
- 58. **Notes**

STOCKED PRODUCT COLLECTIONS...

This specially curated selection of ceramic and porcelain wall and floor tile products are all stocked, right here in the UK, and are available for next day delivery. All prices will be held until the **1st January 2023**.


WELCOME

Here at Johnson Tiles we understand that having products in stock and available to order is extremely important. Our Stocked Collections portfolio has been created with these principal requirements in mind.

All featured products are stocked in our warehouse, right here in Stoke-on-Trent and all are available for next-day delivery, with sample tiles also available on demand! We understand time can be of the essence, so you can rest assured we have you covered.

The specially curated selection of products showcased in this brochure cover a wide choice of styles, shapes, size formats and suitabilities to suit all your project needs.


We know pricing is also an important factor when selecting the right products for your project, that is why we have ensured that the prices for all of the tiles featured in this brochure will be held until the **1st January 2023**. Whatever your budget, project size or schedule we're confident we have what you're looking for!



MeRose Moss



Glide White Carrara



06

MADE IN THE UK. SINCE 1901

Johnson Tiles is the UK's only large-scale manufacturer of ceramic tiles. Since 1901 we've been designing and making the finest selection of ceramic wall tiles, right here in the UK. Our growing portfolio of sustainable, British-made products is strengthened by complementary collections of porcelain and ceramic floor and wall tiles.

Our comprehensive portfolio of products has been used for interior and exterior design projects in homes, schools, universities, hotels, hospitals, commercial developments and leisure facilities across the world.

Being a celebrated UK heritage brand is part of our culture, but the Johnson Tiles success story is built on innovation. With 120 years' experience, we are consistently raising the bar in terms of our inspirational design and manufacturing techniques, quality of service and sustainability leadership.



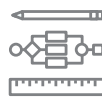
Based In The
Potteries'
Heartland



Finest
Quality
Products



Unrivalled
Investment
In Stock



Design &
Product Craft
Expertise



First Class
Customer
Experience



Passionate
& Positive
People

Note: For further information, simply visit the Our Company section on our website - www.johnson-tiles.com



WE MAKE IT. SUSTAINABLE

Proudly operating from our home in the Potteries' heartland of Stoke-on-Trent, our commitment to sustainable manufacturing has seen us develop over 50 eco-friendly ranges inspiring and enhancing projects around the world. It's not just what we make, but how we make it. We've dedicated over two decades to finding better ways to operate across every aspect of our business by cutting energy consumption, diverting waste and reducing carbon emissions and we are now the only UK tile manufacturer to hold an EPD certificate! Our Environmental Product Declaration transparently communicates the environmental performance and impact of our tiles over their lifetime, and it signals our commitment to measuring the environmental impacts of our products and the strive to discover ways to further reduce this.

We have also carefully calibrated our ceramic recipe to ensure that every single tile that we manufacture contains up to 20% recycled ceramic material as part of our pioneering ceramic waste recycling scheme. Our latest initiative has seen us eradicate single-use plastics from the packaging solution of our UK-manufactured ceramics, making us the first tile manufacturer to do so. The packaging components of our pallets are: 100% recycled and recyclable cardboard, carbon-neutral 100% recyclable plant-based sugar cane wrap and re-used/re-usable wooden pallets. We're constantly improving, making sure our setup isn't just world-class but also making a difference on the issues that impact us all, at a local and global level.



Environmental
Product
Declaration



Single-Use
Plastics
Removal



Up To 20%
Recycled
Content



100%
Recycled
Packaging




Energy &
Water
Recycling



Reduction
In Carbon
Emissions

Note: For further information, simply visit the Sustainability section on our website - www.johnson-tiles.com







FIRST CLASS SERVICE

We don't just design and manufacture amazing products, we deliver excellent services too. As part of a comprehensive suite of services, we offer free CAD for all contract tiling applications. Our in-house team uses the latest digital software to create bespoke fixing and installation layouts. A free Bill of Quantity service is also offered in conjunction with the CAD service. The quantities can be extracted from drawings sent to us, or from drawings created in-house. Our Technical Support team is also on-hand to help – we can provide detailed reports in the M40 format. This gives a comprehensive outline of product suitability, adhesive and grout selection, background suitability and preparation guidance.

We understand that to specify for a project, a tangible, tactile experience is key. That's why we provide a next-day sample delivery service completely free of charge. Check out a selection of our products in 100x100mm chips or full-size pieces to make fully informed materials choices. We also offer various free-of-charge sample tile support materials, including sample wallets, to showcase a specific product selection clearly and easily, customised across collections and suitability. In conjunction with this, our Material Lab design resource studio in London provides a hub for new materials and inspirations. Immerse yourself in a wealth of design-led surfaces, textures, and materials suitable for the built environment and commercial sector.

Once products have been specified, our extensive distribution network can deliver direct to site, creating even more flexibility. Our responsive logistics team can also arrange next-day deliveries for any working day on those occasions where schedules are tight and a fast turn-around is essential. Plus, if you complete your project with Norcros Adhesive products, we'll support you with a 25-year guarantee on tiling and adhesives!

With our extensive list of first-class ancillary services, you can be assured that Johnson Tiles is the right supplier for you.




PRODUCT CHOICE

Our portfolio consists of three product collections: Intro, Select and Absolute and within those collections, we have an inspirational range of stocked tiles in a wide selection of styles, size formats, shapes, finishes and colours.

Navigate your way through our entire selection of stocked wall and floor products, co-ordinating both colour, style and size to create your perfect installation. Echo the characteristics of stone, concrete, marble or wood. Go for bold and striking results with our solid colour ranges. Or opt for understated elegance with our simple white products.

Our stocked product selection offers tiles that are ideal for all wall and floor applications, including options for wet-room and external areas. Whatever the project, however large or small and no matter how demanding the technical challenges, Johnson Tiles is perfectly placed to match your requirements.



Drift Spring Frost



Atrium Praline

1901

GLAZED CERAMIC | WALL TILES


COLOUR STRUCTURE SELECT



Malkin White
Rustic Structure



Sherwin Biscuit
Rustic Structure



Marsden Blue
Rustic Structure



Trent Grey
Rustic Structure



Jeffery Moss
Rustic Structure



Richards Green
Rustic Structure



Campbell Ocean
Rustic Structure



Minton Garnet
Rustic Structure



Caulden Indigo
Rustic Structure



Boote Black
Rustic Structure

Size: 245x75x8mm Finish: Gloss

"A proud celebration of our heritage, 1901 pays homage to traditional glaze effects. With a rustic structure on the contemporary slim brick format of 245x75mm, 1901 gives the illusion of beautiful, hand-crafted qualities. The seductive colour palette takes inspiration from the Astral trend, showcasing rich indigo, sumptuous ruby and bottle green, along with the classic tones of white, black and grey. Named for aspects of our history, this collection creates an opulent, luxurious aesthetic."




Key: Ceramic Wall Tiles

Note: Size and finish availability may vary by colour. For the most up-to-date availability and technical information simply scan the QR code shown or visit our website - www.johnson-tiles.com. Specification and floor value information can also be found on page 52.

ARCTIC WHITE

GLAZED CERAMIC | WALL TILES

WHITE



White

Sizes: 600x300x10mm / 400x150x10mm Finishes: Gloss / Satin (600x300mm Only)

"Stylish in its simplicity, Arctic White offers white ceramic wall tiles in both satin and gloss finishes for a cool, contemporary look. Available sizes range from 400x150mm, perfect for a small feature or back-splash, up to 600x300mm for a larger installation."



Arctic White White




Key: Ceramic Wall Tiles

Note: Size and finish availability may vary by colour. For the most up-to-date availability and technical information simply scan the QR code shown or visit our website - www.johnson-tiles.com. Specification and floor value information can also be found on page 52.


ARLO

GLAZED CERAMIC & PORCELAIN | WALL & FLOOR TILES

STONE **SELECT**



Shale



Flint

C **W** Sizes: 600x300x10mm / 600x300x10mm Scored

P **F** **W** Size: 600x600x10mm

C **W** Finish: Silk

P **F** **W** Finish: Matt (PTV4s 36+)

“Exploring natural stone patterning and incorporating glossy print areas, Arlo creates a subtle shimmer effect across two on trend neutral tones of Shale and Flint in 600x300mm. Paired with a simple scored décor option, and co-ordinating flooring options in 600x600mm, create minimalistic settings that echo a modern aesthetic.”



Arlo Shale




Key: **C** Ceramic **P** Porcelain **W** Wall Tiles **F** Floor Tiles

Note: Size and finish availability may vary by colour. For the most up-to-date availability and technical information simply scan the QR code shown or visit our website - www.johnson-tiles.com. Specification and floor value information can also be found on page 52.

ASHLAR

GLAZED CERAMIC & PORCELAIN | WALL & FLOOR TILES

CONCRETE SELECT



Warm Taupe


Weathered White

Crafted Grey

C W Sizes: 600x300x10mm / 600x300x10mm Scored / 300x200x8mm P F W Size: 600x600x10mm

C W Finish: Textured P F W Finish: Matt (PTV4s 36+)

"Ashlar showcases a stunning weathered textured effect available in three colours. Weathered White creates an airy bright feel, Warm Taupe has sandy notes perfect for creating a sense of relaxation, and Crafted Grey has a deeper tone, building a sense of warmth and comfort. All three colours offer a beautiful scored decorative option, with a complementary floor tile available to complete the look."



Ashlar Crafted Grey



Key: C Ceramic P Porcelain W Wall Tiles F Floor Tiles

Note: Size and finish availability may vary by colour. For the most up-to-date availability and technical information simply scan the QR code shown or visit our website - www.johnson-tiles.com. Specification and floor value information can also be found on page 52.

ATRIUM

GLAZED PORCELAIN | FLOOR & WALL TILES

CONCRETE



Clay



Praline



Pumice




Graphite

Sizes: 600x300x8.5mm / 592x592x10mm

Finishes: Natural (600x300mm Only) / Grip (PTV4s 36+ & PTVTRL 36+)

"Atrium is both simple and strong, with a stormy palette of four colours that deliver room-defining character. With numerous large format sizes available in both a Natural and Grip finish, this range captures the effect of concrete to deliver a modern, industrial look. The Grip finish offers a PTV slip resistance rating of 36+, making Atrium the perfect choice for high-traffic, large open spaces."



Atrium Pumice



Key: Porcelain Wall Tiles Floor Tiles

Note: Size and finish availability may vary by colour. For the most up-to-date availability and technical information simply scan the QR code shown or visit our website - www.johnson-tiles.com. Specification and floor value information can also be found on page 52.


BEVEL BRICK

GLAZED CERAMIC | WALL TILES

COLOUR INTRO



White



Cream



Black




Red



Sage



Light Grey



Dark Grey

C **W** Size: 200x100x6.5mm **C** **W** Finish: Gloss

"Boasting seven high gloss colours, Bevel Brick will bring any interior space to life. From classic neutrals to deep Red and soothing Sage, this collection cascades over a characteristic bevelled edge for depth and dimension. Try fitting Bevel Brick in a herringbone pattern or with colourful grouts for stunning results."



Bevel Brick White



Key: **C** Ceramic **W** Wall Tiles

Note: Size and finish availability may vary by colour. For the most up-to-date availability and technical information simply scan the QR code shown or visit our website - www.johnson-tiles.com
Specification and floor value information can also be found on page 52.

BIANCO

GLAZED CERAMIC & PORCELAIN | WALL & FLOOR TILES

MARBLE



White Marble




Taupe Marble

Size: 600x300x10mm Size: 600x600x10mm

Finish: Matt Finish: Matt

"A modern marble effect range, Bianco is stunning in its simplicity. With two colour-ways of Taupe and White offering natural marble veining, Bianco is ideal for calming, opulent interiors. Wall options are available in 600x300mm with complementary flooring options featured in 600x600mm."



Bianco Taupe Marble



Key: Ceramic Porcelain Wall Tiles Floor Tiles

Note: Size and finish availability may vary by colour. For the most up-to-date availability and technical information simply scan the QR code shown or visit our website - www.johnson-tiles.com. Specification and floor value information can also be found on page 52.

CITY TOUCHSTONE

GLAZED CERAMIC & PORCELAIN | WALL & FLOOR TILES

STONE STRUCTURE INTRO




White



Beige




Light Grey



Mid Grey



Beige Mix
Splitface Structure



Grey Mix
Splitface Structure

Note: Splitface Structure only available in 360x275x8mm Ceramic Wall Tiles.

C W Size: 360x275x8mm P F W Sizes: 600x600x9.3mm / 450x450x8.2mm

C W Finish: Matt P F W Finish: Matt

"This range echoes the characteristics of stone with a classic colour offering of White, Beige, Light Grey, and Mid Grey. Co-ordinating floor options are available in two different sizes to complete a fuller design look. Experiment by pairing the field tiles with the splitface structured options where variation comes to the fore, with base tones of Beige or Grey finished with a ridged texture."



City Touchstone Beige & Beige Mix




Key: C Ceramic P Porcelain W Wall Tiles F Floor Tiles

Note: Size and finish availability may vary by colour. For the most up-to-date availability and technical information simply scan the QR code shown or visit our website - www.johnson-tiles.com Specification and floor value information can also be found on page 52.

COUNTY

GLAZED CERAMIC & PORCELAIN | WALL & FLOOR TILES

STONE STRUCTURE INTRO



Old Stone



Rustic Taupe



Natural Grey




Classic White



Old Stone
Wave Structure



Rustic Taupe
Wave Structure



Natural Grey
Wave Structure

Note: Wave Structure only available in 300x200x8mm Ceramic Wall Tiles.

C **W** Size: 300x200x8mm **P** **F** **W** Size: 305x305x8mm

C **W** Finish: Matt **P** **F** **W** Finish: Matt

"County presents a neutral colour palette including Classic White and Rustic Taupe. With elements of natural stone, County showcases a weathered look to create natural variation for a room full of character. Wave décor options are also available in Natural Grey, Old Stone, and Rustic Taupe to complement the field tiles."



County Old Stone



Key: **C** Ceramic **P** Porcelain **W** Wall Tiles **F** Floor Tiles

Note: Size and finish availability may vary by colour. For the most up-to-date availability and technical information simply scan the QR code shown or visit our website - www.johnson-tiles.com Specification and floor value information can also be found on page 52.


CRISTAL

GLAZED CERAMIC | WALL TILES

WHITE STRUCTURE INTRO



White



White
Bumpy Structure



Cream
Bumpy Structure

Note: 250x200x5.5mm size format only available in White Bumpy Structure.

C **W** Size: 250x200x5.5mm / 150x150x5.5mm **C** **W** Finish: Gloss

"Cristal offers a simple textured tile in both White and Cream with a dappled effect perfect for airy, light room installations. A White field tile is also available, perfect on its own, or combined with the co-ordinating borders and insets to add a drop of colour."




Key: **C** Ceramic **W** Wall Tiles

Note: Size and finish availability may vary by colour. For the most up-to-date availability and technical information simply scan the QR code shown or visit our website - www.johnson-tiles.com Specification and floor value information can also be found on page 52.

DARLINGTON

GLAZED CERAMIC & PORCELAIN | WALL & FLOOR TILES


MARBLE PATTERN SELECT



Pearl



Stone



Pewter



Patchwork
Pattern Décor

Note: Patchwork Décor only available in 600x300x10mm Ceramic Wall Tiles.

C W Sizes: 600x300x10mm / 600x300x10mm Scored P F W Size: 600x600x9.5mm

C W Finish: Gloss P F W Finish: Matt (PTV4s 36+ & PTVTRL 36+)

"Taking inspiration from marbles with a contemporary twist, Darlington captures classic vein detail. With an on-trend colour palette ranging from light Pearl to deeper Pewter, Darlington adds character and interest with each colour also offering a once scored decorative option. Try introducing the patchwork décor designs for an eclectic aesthetic with modern vibes."



Darlington Pewter & Patchwork




Key: C Ceramic P Porcelain W Wall Tiles F Floor Tiles

Note: Size and finish availability may vary by colour. For the most up-to-date availability and technical information simply scan the QR code shown or visit our website - www.johnson-tiles.com Specification and floor value information can also be found on page 52.

DRIFT

GLAZED CERAMIC | WALL TILES

WOOD STRUCTURE INTRO



Autumn Reeds
Splitface Structure



Spring Frost
Splitface Structure



Summer Shadows
Splitface Structure

C **W** Size: 300x200x8mm **C** **W** Finish: Matt

"Drift provides an earthy palette that emulates colours associated with nature. The matt structured finish further implies a nod towards our natural surroundings, with inspiration taken from the subtlety of wood, windswept reeds and rushes. Spring Frost showcases a cooler tone, whilst Autumn Reeds and Summer Shadows add warmth. Try colours on their own or combine to create zoned areas."



Drift Summer Shadows




Key: **C** Ceramic **W** Wall Tiles

Note: Size and finish availability may vary by colour. For the most up-to-date availability and technical information simply scan the QR code shown or visit our website - www.johnson-tiles.com
Specification and floor value information can also be found on page 52.

EMINENCE

GLAZED CERAMIC | WALL TILES

WHITE STRUCTURE SELECT



White



White
Linear Structure



White
Reed Structure



White
Weave Structure

C **W** Size: 600x300x9mm **C** **W** Finishes: Gloss / Matt

"Cool and calm, Eminence is a stunningly simple range of ceramic rectified wall tiles. Available in gloss and matt finishes, Eminence is perfect for adding a sense of serenity and elegance to busy spaces. Structured options Linear, Weave, and Reed can be used to complement the pure field tiles, or as the main feature."



Eminence White & White Weave




Key: **C** Ceramic **W** Wall Tiles

Note: Size and finish availability may vary by colour. For the most up-to-date availability and technical information simply scan the QR code shown or visit our website - www.johnson-tiles.com
Specification and floor value information can also be found on page 52.


ESSENTIAL

GLAZED PORCELAIN | FLOOR & WALL TILES

CONCRETE



Ivory



Silver

Sizes: 600x300x8.7mm / 590x590x9.5mm Finish: Natural (PTV4s 36+)

"Essential is a porcelain floor and wall tile collection featuring six mid to large format sizes. This realistic stone effect range features organic movement layered across an architectural colour palette of five stunning shades for understated simplicity. Neutral tones combine with a surface effect inspired by the trend for urban living to provide a contemporary finish, ideal for modern interiors."



Essential Silver



Key: Porcelain Wall Tiles Floor Tiles

Note: Size and finish availability may vary by colour. For the most up-to-date availability and technical information simply scan the QR code shown or visit our website - www.johnson-tiles.com
Specification and floor value information can also be found on page 52.

GLADEMOOR

GLAZED PORCELAIN | FLOOR & WALL TILES

STONE



Bone



Flint

Sizes: 600x600x10.5mm / 600x300x9.2mm Finish: Natural

"Replicating natural materials, Glademoor takes direction from the interiors trend for earth tones with five colours of Stone, Sand, Flint, Coal, and Bone. Glademoor also features two mixed décor options which combine hues from across the colour palette to create a stylish focal point for added detail and surface interest, whilst the weave structured design delivers a stunning statement to combine seamlessly with the field tiles. The Grip and Grip+ finishes both provide a PTV slip resistance rating of 36+ to add to the versatility of this range."



Glademoor Flint




Key: Porcelain Wall Tiles Floor Tiles

Note: Size and finish availability may vary by colour. For the most up-to-date availability and technical information simply scan the QR code shown or visit our website - www.johnson-tiles.com. Specification and floor value information can also be found on page 52.

GLIDE

GLAZED CERAMIC & PORCELAIN | WALL & FLOOR TILES

MARBLE STRUCTURE SELECT



White Carrara



White Carrara
Linear Structure

Note: Linear Structure only available in 600x300x9mm Ceramic Wall Tiles.

C **W** Size: 600x300x9mm

P **F** **W** Size: 600x600x9.4mm

C **W** Finishes: Gloss / Matt

P **F** **W** Finishes: Matt / Polished

"With the calming, neutral tone of pure white threaded with the gentle veining of carrara marble, Glide proves that simplicity can still make a big impact. Understated and elegant, Glide showcases calm serenity with a timeless finish, expanding the limits of any space with an airy, light, bright feel. With the linear structured décor options providing textural definition, this range delivers clean, sleek looks, bringing sophistication and style to any setting."



Glide White Carrara




Key: **C** Ceramic **P** Porcelain **W** Wall Tiles **F** Floor Tiles

Note: Size and finish availability may vary by colour. For the most up-to-date availability and technical information simply scan the QR code shown or visit our website - www.johnson-tiles.com Specification and floor value information can also be found on page 52.


HAVEN

GLAZED CERAMIC & PORCELAIN | WALL & FLOOR TILES

STONE STRUCTURE SELECT




Sand



Sand
Rockfall Structure




Sand
Sandbar Structure



Pebble



Pebble
Rockfall Structure



Pebble
Sandbar Structure



Slate



Slate
Rockfall Structure



Slate
Sandbar Structure

Note: Rockfall & Sandbar Structures only available in 600x300x8mm Ceramic Wall Tiles.

C W Sizes: 600x300x8mm / 600x300x8mm Scored P F W Size: 600x600x10mm

C W Finish: Matt P F W Finish: Matt (PTV4s 36+)

"A beautiful range of stone effect tiles that faithfully replicate genuine cross-cut stone with mineral veins and layered detail, Haven is ideal for those wanting to inject some nature-inspired elegance into their interiors. With three neutral colour options of Sand, Pebble, and Slate, Haven also features a contemporary scored tile providing a mixed format feature. Add extra interest to your walls with the Sandbar structure finish inspired by natural sand ridges found on the beach."



Haven Pebble




Key: C Ceramic P Porcelain W Wall Tiles F Floor Tiles

Note: Size and finish availability may vary by colour. For the most up-to-date availability and technical information simply scan the QR code shown or visit our website - www.johnson-tiles.com Specification and floor value information can also be found on page 52.

HUDSON

GLAZED CERAMIC & PORCELAIN | WALL & FLOOR TILES

STONE STRUCTURE SELECT



Albany White




Albany White
Rockfall Structure




Albany White
Sandbar Structure




New Jersey



New Jersey
Rockfall Structure



New Jersey
Sandbar Structure



Manhattan



Manhattan
Rockfall Structure



Manhattan
Sandbar Structure



Brooklyn

Note: Rockfall & Sandbar Structures only available in 600x300x10mm Ceramic Wall Tiles.

C W Size: 600x300x10mm P F W Sizes: 600x600x10.5mm / 300x300x8.3mm

C W Finish: Matt P F W Finish: Natural (PTV4s 36+)

"Hudson's stone effect tiles are complemented by a colour palette that includes the warm sandy tones of New Jersey to the deep, moodier greys of Brooklyn, each evoking a sense of the urban city. Structure comes to the fore with this range, with both Rockfall and Sandbar available in a Matt finish. Rockfall delivers a riven texture, Sandbar features a fragmented linear effect and Natural achieves a weathered, distressed look. Size options are available from 300x300mm up to 600x600mm."



Hudson Manhattan



Key: C Ceramic P Porcelain W Wall Tiles F Floor Tiles

Note: Size and finish availability may vary by colour. For the most up-to-date availability and technical information simply scan the QR code shown or visit our website - www.johnson-tiles.com Specification and floor value information can also be found on page 52.

IMPERIAL

UN-GLAZED PORCELAIN | FLOOR & WALL TILES

STONE



Ivory



Sahara



Pumice



Pewter



Charcoal

Sizes (Nat): 600x600x10mm / 600x300x10mm

Sizes (Pol): 600x600x9.5mm / 600x300x9.5mm

Finishes: Natural / Polished

"Imperial scores highly for both aesthetic and practical considerations with two contemporary finishes of Natural and Polished. This range features two large format sizes of 600x300mm and 600x600mm across an architectural colour palette of five shades, allowing designers to create elegant, functional spaces. Fully stocked in the UK for seamless installation, this un-glazed porcelain floor and wall tile collection creates a flawless look with a realistic flecked appearance that imitates natural stone."



Imperial Pumice



Key: Porcelain Wall Tiles Floor Tiles

Note: Size and finish availability may vary by colour. For the most up-to-date availability and technical information simply scan the QR code shown or visit our website - www.johnson-tiles.com
Specification and floor value information can also be found on page 52.

KERASTAR

UN-GLAZED PORCELAIN | FLOOR & WALL TILES

COLOUR SPECKLE STRUCTURE INTRO




Night



Clay



Zinc




Night Speckle



Clay Speckle



Zinc Speckle



Night
Rocktop Structure



Clay
Rocktop Structure



Zinc
Rocktop Structure



Night Speckle
Rocktop Structure




Clay Speckle
Rocktop Structure



Zinc Speckle
Rocktop Structure

P F W Size: 300x300x8.3mm **P F W** Finishes: Natural (PTV4s 36+) / Textured (PTV4s 36+ & PTVTRL 36+)

"Developed specifically for the commercial interiors market, Kerastar features an impressive 43 colours, spanning the entire spectrum. Choose from architecturally inspired tones of Linen and Ivory or try bolder shades of Mustard and Siena for an injection of primary colour. Or, mix and match for a design scheme that showcases creative freedom. This un-glazed porcelain collection is versatile in its offering, with 11 sizes from dynamic small-formats of 100x100mm and 150x75mm up to minimalistic large-formats of 890x890mm and 1190x600mm, along with stylish Hexagons for added visual interest. Combine commercial elegance and high slip resistance with the Textured Rocktop, Triface and Suretread Hexagon structures, all achieving a PTV slip resistance rating of 36+ in both dry and wet areas. Fittings within this range include battiscopa and cove skirtings along with steptreads, making Kerastar the ideal flooring solution for commercial specifications."



Kerastar Zinc



Key: **P** Porcelain **W** Wall Tiles **F** Floor Tiles

Note: Size and finish availability may vary by colour. For the most up-to-date availability and technical information simply scan the QR code shown or visit our website - www.johnson-tiles.com Specification and floor value information can also be found on page 52.


KIELDER

GLAZED PORCELAIN | FLOOR & WALL TILES

WOOD



Autumn Dawn



Evening Glow




Frosty Oak



Midnight Forest

Size: 1140x200x10mm Finish: Natural

"Kielder takes inspiration from the natural world to replicate the beauty of the forest with four options which explore the interplay between light and our natural environment. Autumn Dawn is characteristic of the first blush of light across the natural movement of the wood, whilst Evening Glow evokes the tones of a warm sunset. Frosty Oak features cooler notes reminiscent of a crisp winter morning, whilst Midnight Forest works with darker shades to showcase deep night."



Kielder Autumn Dawn



Key: Porcelain Wall Tiles Floor Tiles

Note: Size and finish availability may vary by colour. For the most up-to-date availability and technical information simply scan the QR code shown or visit our website - www.johnson-tiles.com
Specification and floor value information can also be found on page 52.

MALVERN

GLAZED PORCELAIN | FLOOR & WALL TILES


WOOD SELECT



Birch



Oak



Chestnut



Ash

P F W Size: 900x225x8.5mm P F W Finish: Natural

"Inspired by biophilic design and creating interiors that connect us to outdoor spaces, Malvern pairs realistic wood detailing with shades influenced by our natural surroundings for a fresh aesthetic with modern vibes. This porcelain range is available in a classic elongated plank format of 900x225mm in a single Natural finish with a complementary round-top skirting for the complete tiling solution."



Malvern Ash




Key: P Porcelain W Wall Tiles F Floor Tiles

Note: Size and finish availability may vary by colour. For the most up-to-date availability and technical information simply scan the QR code shown or visit our website - www.johnson-tiles.com Specification and floor value information can also be found on page 52.


MARCO

GLAZED CERAMIC & PORCELAIN | WALL & FLOOR TILES


CONCRETE STRUCTURE SELECT




Clay




Clay
Rockfall Structure




Clay
Dimensions Structure



Putty



Putty
Rockfall Structure




Putty
Dimensions Structure



Cement



Cement
Rockfall Structure



Cement
Dimensions Structure

Note: Rockfall & Dimensions Structures only available in 600x300x8mm Ceramic Wall Tiles.

C **W** Sizes: 600x300x8mm / 600x300x8mm Scored **P** **F** **W** Size: 600x600x10mm

C **W** Finish: Matt **P** **F** **W** Finish: Matt (PTV4s 36+)

"Introduce texture into your interiors with a micro square design and complementary field tiles featuring a softly textured surface. Available in Clay, Putty and Cement, the beautiful décor options are designed to highlight a feature wall with the intricate square shapes creating texture and depth. Combine the décor with the coordinating scored tiles available in this range for a complete contemporary look."



Marco Putty




Key: **C** Ceramic **P** Porcelain **W** Wall Tiles **F** Floor Tiles

Note: Size and finish availability may vary by colour. For the most up-to-date availability and technical information simply scan the QR code shown or visit our website - www.johnson-tiles.com Specification and floor value information can also be found on page 52.

MELFORD MARBLE

GLAZED CERAMIC & PORCELAIN | WALL & FLOOR TILES

MARBLE INTRO



Light Grey



Dark Grey



Light & Dark Grey
Hexagon Décor

Note: Light & Dark Grey Hexagon Décor only available in 600x300x8mm Ceramic Wall Tiles.

C W Sizes: 600x300x10mm / 300x200x8mm **P F W** Size: 600x600x10mm

C W Finish: Matt **P F W** Finish: Matt (PTV4s 36+)

"Inspired by the beauty and irregularity of natural marble, Melford Marble is a classic range of ceramic wall and porcelain floor tiles. Available in a matt finish, Melford Marble includes two striking colours of Light Grey and Dark Grey featuring distinctive veining."



Melford Marble Light Grey & Dark Grey



Key: **C** Ceramic **P** Porcelain **W** Wall Tiles **F** Floor Tiles

Note: Size and finish availability may vary by colour. For the most up-to-date availability and technical information simply scan the QR code shown or visit our website - www.johnson-tiles.com. Specification and floor value information can also be found on page 52.

MELROSE

GLAZED CERAMIC | WALL TILES

COLOUR STRUCTURE **SELECT**



Bone
Rustic Structure



Stone
Rustic Structure



Moss
Rustic Structure



Pewter
Rustic Structure



Slate
Rustic Structure

C **W** Size: 245x75x8mm **C** **W** Finish: Gloss

"Manufactured in the UK, Melrose features a rustic structure combined with a glossy glaze to give a hand-crafted aesthetic. With natural variation in colour and texture suitable for any interior space, Melrose offers five neutral tones of Bone, Pewter, Slate, Moss, and Stone. Available in an on-trend slim format of 245x75mm, Melrose provides a modern look ideal for any interior space."




Key: **C** Ceramic **W** Wall Tiles

Note: Size and finish availability may vary by colour. For the most up-to-date availability and technical information simply scan the QR code shown or visit our website - www.johnson-tiles.com. Specification and floor value information can also be found on page 52.


METHOD

PORCELAIN | FLOOR & WALL TILES

COLOUR



White



Bone



Silver



Steel



Mink

Sizes: 600x600x9.5mm / 600x300x9.5mm Finish: Natural (PTV4s 36+)

"This timeless range lends itself to a minimalistic setting, with clean lines and a modern colour palette providing an architectural aesthetic, ideal for commercial interiors. Method is comprised of five calming and simplistic tones with a square mosaic available to easily create a focal point within the space. All colours in the Natural finish in 600x300mm and 600x600mm are stocked in the UK for seamless installation."



Method Silver




Key: Porcelain Wall Tiles Floor Tiles

Note: Size and finish availability may vary by colour. For the most up-to-date availability and technical information simply scan the QR code shown or visit our website - www.johnson-tiles.com Specification and floor value information can also be found on page 52.


MINERALS

PORCELAIN | FLOOR & WALL TILES


STONE | ABSOLUTE




Chalk




Dolomite




Limestone




Pebble



Flint



Slate



Charcoal

P F W Sizes: 600x600x9mm / 600x300x9mm **P F W** Finishes: Natural / Grip (PTV4s 36+ & PTV_{TRL} 36+)

"Minerals offers an on-trend colour palette of seven neutral shades from Chalk to Charcoal, showcasing an elegant stone effect, perfect for tranquil spaces. Varied finishes include Natural, Bush Hammered, Grip and 2cm Grip+ to deliver on performance. With a wide selection of 10 sizes available, ranging from strips of 600x50mm all the way up to 2700x1200mm, Minerals is versatile in its applications, with co-ordinating mosaics and skirtings also featured."




Key: **P** Porcelain **W** Wall Tiles **F** Floor Tiles

Note: Size and finish availability may vary by colour. For the most up-to-date availability and technical information simply scan the QR code shown or visit our website - www.johnson-tiles.com Specification and floor value information can also be found on page 52.


MONOCHROME

GLAZED CERAMIC & PORCELAIN | WALL & FLOOR TILES

COLOUR PATTERN SELECT




White



Grey



Black



Monochrome Inset
Geometric Inset



Monochrome Border
Geometric Border

Note: Monochrome Border only available in 200x100x6.5mm Ceramic Wall Tiles.

C **W** Size: 200x100x6.5mm **P** **F** **W** Size: 150x150x8mm

C **W** Finish: Gloss **P** **F** **W** Finish: Natural (PTV4s 36+)

"A simple collection of ceramic and porcelain wall and floor tiles, featuring a palette of three neutral colours. The Décor option offers a geometric pattern which can be paired with the Border tiles or corresponding field products to create dynamic, lively interiors."



Monochrome Border



Key: **C** Ceramic **P** Porcelain **W** Wall Tiles **F** Floor Tiles

Note: Size and finish availability may vary by colour. For the most up-to-date availability and technical information simply scan the QR code shown or visit our website - www.johnson-tiles.com. Specification and floor value information can also be found on page 52.

NEWARK

GLAZED PORCELAIN | FLOOR & WALL TILES

STONE ABSOLUTE



Bone




Ivory



Grey

P F W Sizes: 1200x600x10.5mm / 600x600x10mm / 600x300x10mm **P F W** Finish: Natural (PTV4s 36+)

"Newark features glazed ceramic and porcelain wall and floor tiles with a harmonious colour palette of three calming shades: Bone, Ivory, and Grey. Add dimension and impact with complementary decorative rhombus structures that provide a tactile feel and 3D surface interest. This stylish large format range also offers two skirting options."



Newark Ivory



Key: **P** Porcelain **W** Wall Tiles **F** Floor Tiles

Note: Size and finish availability may vary by colour. For the most up-to-date availability and technical information simply scan the QR code shown or visit our website - www.johnson-tiles.com
Specification and floor value information can also be found on page 52.

OSLO

GLAZED PORCELAIN | FLOOR & WALL TILES

WOOD ABSOLUTE



Raw



Weathered White



Aged Grey



Carbon Grey

P F W Size: 1200x200x10.5mm **P F W** Finish: Natural (PTV4s 36+) / Grip (PTV4s 36+ & PTVTRL 36+)

"Showcasing a bleached, aged look, this wood effect range features four colours – Raw, Weathered White, Aged Grey, and Carbon Grey. Natural and Grip finishes are available in this range, with the Grip achieving a PTV slip resistance rating of 36+. Two large format plank options of 1200x200mm and 750x150mm are featured, perfect for opening out spaces and adding a nature-inspired aesthetic to any design."



Oslo Raw




Key: **P** Porcelain **W** Wall Tiles **F** Floor Tiles

Note: Size and finish availability may vary by colour. For the most up-to-date availability and technical information simply scan the QR code shown or visit our website - www.johnson-tiles.com. Specification and floor value information can also be found on page 52.

PRISMATICS

GLAZED CERAMIC | WALL TILES

COLOUR SELECT



White



Shark



Storm Grey



Hawk Grey




Black



Victorian Cream



Rice



Harebell

C **W** Sizes: 200x100x6.5mm / 150x150x6.5mm **C** **W** Finishes: Gloss / Satin (White Only)

"With an unrivalled offering, our Prismatics collection is perfect for colourful installations with over 60 gloss and satin shades available, spanning the entire colour spectrum. Ranging from vibrant, eye-catching colours, to neutral, warmer shades, Prismatics has it all. With colour graduated tonal profiles, it is easier for specifiers to identify complementary shades quickly and easily. Co-ordinated fittings are also available in selected colours to provide a complete finished look."




Key: **C** Ceramic **W** Wall Tiles

Note: Size and finish availability may vary by colour. For the most up-to-date availability and technical information simply scan the QR code shown or visit our website - www.johnson-tiles.com. Specification and floor value information can also be found on page 52.

REFINE

PORCELAIN | FLOOR & WALL TILES

STONE | ABSOLUTE



Dune



Pewter



Lavastone



Basalt

P F W Sizes: 600x600x9mm / 600x300x9mm **P F W** Finish: Natural

"Taking inspiration from the natural characteristics of stone, Refine offers four colours from the warm, sandy undertones of Dune to the deep, gunmetal grey of Basalt. Natural and Grip finishes are available in all four colour-ways, with the Grip providing a PTV 36+ slip resistance rating, ideal for commercial installations. A 2cm Grip+ option is also featured in Dune and Pewter in 900x900mm and 1200x1200mm, perfect for extending tiling outdoors. Experiment with nine different size options and four décor mosaics."



Key: **P** Porcelain **W** Wall Tiles **F** Floor Tiles

Note: Size and finish availability may vary by colour. For the most up-to-date availability and technical information simply scan the QR code shown or visit our website - www.johnson-tiles.com Specification and floor value information can also be found on page 52.

RIVERSTONE

GLAZED PORCELAIN | FLOOR & WALL TILES

STONE STRUCTURE SELECT



White
Rock Structure



Beige
Rock Structure



Light Grey
Rock Structure



Black
Rock Structure

P F W Size: 600x300x8.5mm P F W Finish: Natural (PTV4s 36+)

"Riverstone exhibits a stone effect look with a stunning structured finish that creates a realistic stone texture. Available in four elegant, neutral shades of White, Beige, Light Grey and Black, Riverstone offers sizes from 600x300mm to 900x450mm for both wall and floor applications. This range offers the complete package with co-ordinating mosaics and skirtings available in all four colours to elevate the look to the next level."



Riverstone Black




Key: P Porcelain W Wall Tiles F Floor Tiles

Note: Size and finish availability may vary by colour. For the most up-to-date availability and technical information simply scan the QR code shown or visit our website - www.johnson-tiles.com. Specification and floor value information can also be found on page 52.

SAVOY

GLAZED CERAMIC | WALL TILES

COLOUR SELECT



Luna




Oat



Grain



Caraway



Dew




Steel



Noir



Leaf




Slate

Note: All colours available in 300x100x8mm size format.
Only Oat, Grain Dew, Steel, Noir & Leaf are available in 200x100x6.5mm size format.

C **W** Sizes: 300x100x8mm / 200x100x6.5mm **C** **W** Finish: Gloss

"A stylish range of ceramic wall tiles designed with a contemporary colour palette and two slim-format sizes. Exploring variation, Savoy Wall delivers stunning depth of colour across fifteen tones from the muted Luna to the vibrant Marine. With a gloss décor option available in every colour and a selection of co-ordinating fittings, Savoy Wall is a versatile, modern collection that's sure to be a favourite."



Savoy Grain




Key: **C** Ceramic **W** Wall Tiles

Note: Size and finish availability may vary by colour. For the most up-to-date availability and technical information simply scan the QR code shown or visit our website - www.johnson-tiles.com
Specification and floor value information can also be found on page 52.

SOUTH BANK

GLAZED CERAMIC | WALL TILES

COLOUR



Snow



Pearl



Whisper




Pewter




Dove



Azure



Dusk



Blossom

Size: 245x75x8mm Finish: Gloss

"South Bank is a sleek range of UK-manufactured ceramic wall tiles, available in eight on-trend colours, and a new slim size of 245x75mm. South Bank offers a transparent gloss finish possessing depth and variation of contemporary colour. The slim format allows for the creation of truly unique lay patterns to maximise the creative possibilities within any interior. Featuring the signature colours of Azure, Blossom and Dusk, which are underpinned by a complementary, neutral palette ranging from the subtle, calming Snow to the warmer hue of Pearl, this range allows for the creation of diverse and harmonious colour combinations."



South Bank Azure




Key: Ceramic Wall Tiles

Note: Size and finish availability may vary by colour. For the most up-to-date availability and technical information simply scan the QR code shown or visit our website - www.johnson-tiles.com. Specification and floor value information can also be found on page 52.


VERSO

GLAZED PORCELAIN | FLOOR & WALL TILES

COLOUR ABSOLUTE



White



Beige



Rose



Grey



Sage



Black




Biscuit




Maroon



Burnt Orange



Mint



Blue



Green

P F W Size: 370x92x9mm **P F W** Finish: Natural (PTV4s 36+)

"With distinctive colours like Burnt Orange and Rose, Verso is not afraid to be bold. This is an impressive range that makes a striking statement in any shade. Plus, with all colour-ways achieving a PTV 36+ slip resistance rating, Verso has the performance credentials to back up its powerful colour palette."



Key: **P** Porcelain **W** Wall Tiles **F** Floor Tiles

Note: Size and finish availability may vary by colour. For the most up-to-date availability and technical information simply scan the QR code shown or visit our website - www.johnson-tiles.com
Specification and floor value information can also be found on page 52.



Savoy Noir

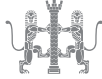
LET'S WORK TOGETHER

We've been making beautifully designed, high-quality ceramic tiles for over 120 years, alongside a selection of complementary sourced collections of porcelain floor and wall tiles. Throughout our extensive history, we've continuously invested time, energy, and resources into excelling as market leaders.

Outstanding product design is only part of what makes us the right partner for every project developer. We are dedicated to helping every one of our customers get the very best from our tiles, from carrying unrivalled levels of stock, to ensuring that we exceed client expectations every time. By providing high-quality sample tiles and support materials, we enable your clients to easily visualise their final scheme.

We underpin this with our first-class nationwide distribution network and our award-winning technical support services, offering support across every aspect of tile usage and application. Let's work together.

RIBA



Verso Blue

TECHNICAL INFORMATION

Detailed technical information on Specification, Floor Values, Physical Properties, Cleaning and Maintenance, Installation Advice, Accessibility and Support, Pendulum Test Values (4S and TRL), R Values and Colour Shade Variation.

Specification

Range	Finish	Wall Suitability	Floor Suitability	Wet Barefoot	CSV	Material
1901	Gloss	Internal Only	-	-	V1	BIII
Arctic White	Gloss & Satin	Internal Only	-	-	V1	BIII
Arlo	Silk	Internal Only	-	-	V2	BIII
	Matt	Internal & External	Internal Only	-	V2	Bla
Ashlar	Textured	Internal Only	-	-	V3	BIII
	Matt	Internal & External	Internal Only	-	V3	Bla
Atrium	Natural	Internal & External	Internal Only	-	V3	Bla
	Grip	Internal & External	Internal & External	Yes	V3	Bla
Bevel Brick	Gloss	Internal Only	-	-	V1	BIII
Bianco	Matt	Internal Only	-	-	V2	BIII
	Matt	Internal & External	Internal Only	-	V2	Bla
City Touchstone	Matt	Internal Only	-	-	V2	BIII
	Matt	Internal & External	Internal Only	-	V2	Bla
County	Matt	Internal Only	-	-	V2	BIII
	Matt	Internal & External	Internal Only	-	V2	Bla
Cristal	Gloss	Internal Only	-	-	V1	BIII
Darlington	Gloss	Internal Only	-	-	V2	BIII
	Matt	Internal & External	Internal & External	Yes	V2	Bla
Drift	Matt	Internal Only	-	-	V2	BIII
Eminence	Gloss & Matt	Internal Only	-	-	V1	BIII
Essential	Natural	Internal & External	Internal Only	-	V3	Bla
Glademoor	Natural	Internal & External	Internal Only	-	V3	Bla
Glide	Matt & Gloss	Internal Only	-	-	V1	BIII
	Matt & Polished	Internal & External	Internal Only	-	V1	Bla
Haven	Matt	Internal Only	-	-	V3	BIII
	Matt	Internal & External	Internal Only	-	V3	Bla
Hudson	Matt	Internal Only	-	-	V2	BIII
	Natural	Internal & External	Internal Only	-	V2	Bla
Imperial	Natural & Polished	Internal & External	Internal Only	-	V2	Bla
Kerastar	Natural	Internal & External	Internal Only	-	V1	Bla
	Textured	Internal & External	Internal & External	Yes	V1	Bla
Kielder	Natural	Internal & External	Internal Only	-	V2	Bla
Malvern	Natural	Internal & External	Internal Only	-	V2	Bla
Marco	Matt	Internal Only	-	-	V2	BIII
	Matt	Internal & External	Internal Only	-	V2	Bla

Range	Finish	Wall Suitability	Floor Suitability	Wet Barefoot	CSV	Material
Melford Marble	Matt	Internal Only	-	-	V2	BIII
	Matt	Internal & External	Internal Only	-	V2	Bla
Melrose	Gloss	Internal Only	-	-	V3	BIII
Method	Natural	Internal & External	Internal Only	-	V2	Bla
Minerals	Natural	Internal & External	Internal Only	-	V2	Bla
	Grip	Internal & External	Internal & External	Yes	V2	Bla
Monochrome	Gloss	Internal Only	-	-	V1	BIII
	Natural	Internal & External	Internal Only	-	V1	Bla
Newark	Natural	Internal & External	Internal Only	-	V2	Bla
Oslo	Natural	Internal & External	Internal Only	-	V3	Bla
	Grip	Internal & External	Internal & External	Yes	V3	Bla
Prismatics	Gloss & Satin	Internal Only	-	-	V1	BIII
Refine	Natural	Internal & External	Internal Only	-	V2	Bla
Riverstone	Natural	Internal & External	Internal Only	-	V3	Bla
Savoy	Gloss	Internal Only	-	-	V3	BIII
South Bank	Gloss	Internal Only	-	-	V3	BIII
Verso	Natural	Internal & External	Internal Only	-	V3	Bla













Floor Values

Range	Finish	Colour	PTV (4S)	PTV (TRL)	R Value
Arlo	Matt	All Colours Shown	Dry 36+ Wet 36+	-	-
Ashlar	Matt	All Colours Shown	Dry 36+ Wet 36+	-	-
Atrium	Natural	All Colours Shown	Dry 36+ Wet 25 - 35	-	R9
	Grip	All Colours Shown	Dry 36+ Wet 36+	Wet 36+	R11
Bianco	Matt	All Colours Shown	Dry 36+ Wet 25 - 35	-	-
City Touchstone	Matt	All Colours Shown	Dry 36+ Wet 25 - 35	-	-
County	Matt	All Colours Shown	Dry 36+ Wet 25 - 35	-	-
Darlington	Matt	All Colours Shown	Dry 36+ Wet 36+	Wet 36+	-
Essential	Natural	All Colours Shown	Dry 36+ Wet 36+	-	R10
Glademoor	Natural	All Colours Shown	Dry 36+ Wet 0 - 24	-	-
Glide	Matt	All Colours Shown	Dry 36+ Wet 0 - 24	-	-
	Polished	All Colours Shown	Dry 36+ Wet 0 - 24	-	-
Haven	Matt	All Colours Shown	Dry 36+ Wet 36+	-	-
Hudson	Natural	All Colours Shown	Dry 36+ Wet 36+	-	R10
Imperial	Natural	All Colours Shown	Dry 36+ Wet 0 - 24	-	-
	Polished	All Colours Shown	Dry 36+ Wet 0 - 24	-	-
Kerastar	Natural	All Colours Shown	Dry 36+ Wet 36+	-	R10
	Textured Rocktop	All Colours Shown	Dry 36+ Wet 36+	36+	R11
Kielder	Natural	All Colours Shown	Dry 36+ Wet 25 - 35	-	-
Malvern	Natural	All Colours Shown	Dry 36+ Wet 25 - 35	-	R10
Marco	Matt	All Colours Shown	Dry 36+ Wet 36+	-	-
Melford Marble	Matt	All Colours Shown	Dry 36+ Wet 36+	-	-
Method	Natural	All Colours Shown	Dry 36+ Wet 36+	-	R10













Range	Finish	Colour	PTV (4S)	PTV (TRL)	R Value
Minerals	Natural	All Colours Shown	Dry 36+ Wet 25 - 35	-	R9
	Grip	All Colours Shown	Dry 36+ Wet 36+	36+	R11
Monochrome	Natural	All Colours Shown	Dry 36+ Wet 36+	-	R10
Newark	Natural	All Colours Shown	Dry 36+ Wet 36+	-	R10
Oslo	Natural	All Colours Shown	Dry 36+ Wet 36+	-	R10
	Grip	All Colours Shown	Dry 36+ Wet 36+	36+	R11
Refine	Natural	All Colours Shown	Dry 36+ Wet 25 - 35	-	R9
Riverstone	Natural	Light Grey	Dry 36+ Wet 25 - 35	-	R10
	Natural	All Other Colours	Dry 36+ Wet 36+	-	R10
Verso	Natural	All Colours Shown	Dry 36+ Wet 36+	-	-

Note: Due to the manufacturing process of all floor tiles there may be small variations in slip resistance. Given this, please refer to our website for the most up-to-date information. The slip resistance properties of a surface can only be maintained with the implementation of an effective regular cleaning and maintenance regime. The frequency of cleaning should be determined by the property manager based on the potential level of surface contaminants. The need for an additional regular cleaning and maintenance regime is further heightened when tiles are used for external floor and wet barefoot applications. PTV (4S): Pendulum Test Value - Slider 96. PTV (TRL): Pendulum Test Value - Slider 55. R Value (DIN 51130).

Physical Properties - Ceramic

Test & Standard	Requirement	Test Result	Test & Standard	Requirement	Test Result
 Length / Width EN ISO 10545 - 2	$\pm 0.5\% \leq \pm 2\text{mm}$	Pass	 Modulus of Rupture EN ISO 10545 - 4	Min. 15N / mm ²	Pass
 Thickness EN ISO 10545 - 2	$\pm 10\% \leq \pm 0.5\text{mm}$	Pass	 Thermal Shock EN ISO 10545 - 9	Pass	Pass
 Straightness of Side EN ISO 10545 - 2	$\pm 0.3\% \leq \pm 1.5\text{mm}$	Pass	 Frost Resistance EN ISO 10545 - 12	-	Not Suitable
 Rectangularity EN ISO 10545 - 2	$\pm 0.5\% \leq \pm 2\text{mm}$	Pass	 Chemical Resistance EN ISO 10545 - 13	Min. Class B	Pass
 Surface Flatness EN ISO 10545 - 2	$\pm 0.5\% \leq \pm 2\text{mm}$	Pass	 Stain Resistance EN ISO 10545 - 14	Min. Class 3	Pass
 Water Absorption EN ISO 10545 - 3	10% to 20%	Pass	 Fire Rating	-	Class A1 Non Combustible

Physical Properties - Porcelain

Test & Standard	Requirement	Test Result	Test & Standard	Requirement	Test Result
 Length / Width EN ISO 10545 - 2	$\pm 0.6\% \leq \pm 2\text{mm}$	Pass	 Modulus of Rupture EN ISO 10545 - 4	Min. 35N / mm ²	Pass
 Thickness EN ISO 10545 - 2	$\pm 5\% \leq \pm 0.5\text{mm}$	Pass	 Thermal Shock EN ISO 10545 - 9	Pass	Pass
 Straightness of Side EN ISO 10545 - 2	$\pm 0.5\% \leq \pm 1.5\text{mm}$	Pass	 Frost Resistance EN ISO 10545 - 12	Resistant	Resistant
 Rectangularity EN ISO 10545 - 2	$\pm 0.5\% \leq \pm 2\text{mm}$	Pass	 Chemical Resistance EN ISO 10545 - 13	Min. Class B	Pass
 Surface Flatness EN ISO 10545 - 2	$\pm 0.5\% \leq \pm 2\text{mm}$	Pass	 Stain Resistance EN ISO 10545 - 14	Min. Class 3	Pass
 Water Absorption EN ISO 10545 - 3	$\leq 0.5\%$	Pass	 Fire Rating	-	Class A1 FL Non Combustible

Note: All Ceramic [BIII] and Porcelain [BIIa] products listed in this brochure conform to BS EN 14411. Please contact our technical advice helpline for physical properties information on any alternative material types shown in this brochure.

Installation Advice

Codes of Practice

All fixing of floor and cladding tiles should be in accordance with the following codes of practice guidelines:

BS5385 Part 1 - 2018

Design and installation of internal ceramic, natural stone and mosaic wall tiling in normal conditions.

BS5385 Part 2 - 2015

Design and installation of external ceramic, natural stone and mosaic wall tiling in normal conditions.

BS5385 Part 3 - 2014

Design and installation of internal and external ceramic and mosaic floor tiling in normal conditions.

BS5385 Part 4 - 2015

Design and installation of ceramic and mosaic tiling in specific conditions.

BS5385 Part 5 - 2009

Design and installation of terrazzo, natural stone, and agglomerated stone tile and slab flooring.

BS8000 Part 11 - 2011

Workmanship on building sites. Internal and external wall and floor tiling. Ceramic and agglomerated stone tiles, natural stone and terrazzo tiles and slabs and mosaics.

B111 (Ceramic) tiles smaller than 400x300mm require the use of an adhesive with a D1 or D2 classification. Larger tiles require an adhesive with C2 classification.

B1a (Porcelain) tiles require the use of a polymer modified adhesive with a classification of C2* and grouts specifically formulated for the fixing and grouting of porcelain tiles.

* Check with the adhesive manufacturer for additional C1 product suitability.

Substrates

Before tiling is commenced it is important to ensure that the correct minimum curing periods have been observed for all substrates:

Concrete (6 Weeks)

Screed - Non Modified (3 Weeks)

Rendering - Non Modified (2 Weeks)

Gypsum Plastering (4 Weeks)

Brickwork / Blockwork (6 Weeks)

Accuracy of the substrate must be checked to ensure that the guidance given in BS5385 has been achieved i.e. "local variations in level for a nominally flat floor or wall should be such that, when checked with a 2m straight-edge, any gap under the straight-edge between points of contact does not exceed 3mm".

Movement Joints

The location, type and scope of all movement joints must be ascertained prior to any fixing works. All structural joints must be followed through to the face of the tile at full width with intermediate movement joints (minimum 6mm wide) being situated at:

Changes of Plane (Incl. Wall Corners)

Wall / Floor Junctions

Where Tiling Abuts Other Materials

Additionally at 3 to 4.5m maximum centres for wall tiling and 8 to 10m maximum bay centres for floor tiling (in suspended floors the bay dimensions should be reduced by providing additional joints over supporting walls and beams).

Movement joints can either be filled with a suitable backer, bond breaker and filler (e.g. silicone for walls tiles only or epoxy polysulphide for floor and wall tiles – please check with manufacturer for suitability) or be of the pre-formed variety.

Design / Layout

Consideration to locations of plane changes and room sizes should be undertaken to ensure the best tile size is selected to minimise cutting and improve aesthetics.

Adhesives

Adhesives should be in accordance with BS EN 12004, Class D1 or D2 for ceramic tiles and Class C2 or C1* for porcelain tiles. Particular adhesive choice will be governed by the type of substrate.

* Check with the adhesive manufacturer for additional C1 product suitability.

Johnson Tiles recommends the use of Norcros Adhesives products – see below:

Ceramic Tiles (B111)

Substrate	Product
Concrete	One Part Flexible
Sand / Cement Screed	One Part Flexible
Brick / Blockwork	One Part Flexible
Plaster Gypsum	One Part Flexible
Plasterboard	One Part Flexible

Porcelain Tiles (B1a)

Substrate	Product
Concrete	Rapid Porcelain / Flexible
Sand / Cement Screed	Rapid Porcelain / Flexible
Wood Floors	Rapid Porcelain / Flexible*
Brick / Blockwork	Rapid Porcelain / Flexible
Plaster Gypsum	Rapid Porcelain / Flexible
Plasterboard	Rapid Porcelain / Flexible**

* Overlay with minimum 15mm WBP / Marine Ply and Prime using Norcros Adhesive Prime and Seal. ** Prime using Norcros Adhesive Prime and Seal.

Grouts

The choice of grout type should reflect the expected service conditions of the installation.

For general internal wall tiling in dry conditions and walls subject to frequent wetting i.e. showers and pool halls, use Norcros Adhesives 4 in 1 Cement Based Grout – classified as CG2.

For walls where hygiene is important i.e. commercial kitchens and hospitals, use Norcros Adhesives Super Epoxy Grout – classified as RG1.

For general floor tiling use Norcros Adhesives 4 in 1 Flexible Wall and Floor Tile Grout – classified as CG2.

For floors subject to frequent wetting i.e. showers and pool halls, use Norcros Adhesives 4 in 1 Flexible Wall and Floor Tile Grout – classified as CG2 (hard water areas) or Norcros Adhesives Super Epoxy Grout – classified as RG1 (soft water areas).

For specific adhesive and grout advice, please contact Norcros Adhesives' technical helpline on +44 (0) 1782 524 140.

Fixing Tiles

All tiles should be fixed with a solid bed of adhesive, this ensures maximum durability and strength within the installation and long term adhesion performance. This is achieved with the use of a notched solid bed trowel. It is good practice to periodically remove a recently fixed tile to ensure that the correct bedding is being achieved and maintained. When fixing all tiles care must be taken to ensure that no lipping of tiles occurs.

All tiles shown in this brochure are recommended to be fixed with a nominal 3mm wide joint.

Cleaning and Maintenance

Maintaining the appearance and characteristics (especially slip resistance values) of floor tiles is achieved with the implementation of a suitable cleaning regime. It must be stressed that the cleaning material manufacturers instructions must be followed at all times. Regular and correctly undertaken cleaning should maintain a flooring product as close to its original state as possible. Incorrect or infrequent cleaning will adversely affect the properties of the flooring material and increase potential hazards.

Generally the smoother the surface of the tile the easier it is to clean. However, it should be noted that textured products, required to give adequate slip resistance when wet, can be satisfactorily cleaned – the cleanability of a surface is more a function of the contaminant than the texture of the surface. It is therefore essential when selecting and specifying a floor finish that the use of the area and likely contaminants, safety, aesthetic and hygiene requirements are all taken into account at the specification stage.

Cleaning can be split into several categories, each of which is dependant upon installation type (i.e. wet barefoot areas, shopping malls, public toilets, etc.) and frequency of usage (i.e. high, medium or low traffic):

Builders Clean

This should be undertaken before a floor is being brought into service. The builders clean removes any residual film leftover from the grouting operation and is a one-off cleaning process. This must be carried out as any grout residues left behind will act as a key for dirt resulting in the installation being difficult to clean. Temporary sealers may be used to facilitate cleaning off after laying which can be removed with the use of alkaline detergents.

Cementitious Grouts

The use of a mild acid de-cementing solution followed by thorough rinsing will remove all but the most stubborn of cement residues.

Epoxide Grouts

It is essential that ALL residue must be removed from the surface of the tiles during the grouting process and before the resin cures. Failure to achieve this will result in a very difficult and expensive process using gel-type epoxide removers.

Routine Cleaning

The regular use of detergents or other cleaning agents, which are excessively acidic or alkaline could cause irreversible damage to the ceramic tile surface. Degreasing agents that contain wax, sodium silicate or other additives which leave sticky deposits and thus retain dirt should be avoided. Oil residues or build-ups of wax can be removed with a proprietary wax and polish remover.

Manual Cleaning

In normal conditions tiles require little maintenance and can be easily kept clean by sweeping and then mopping with warm water to which a neutral or nearly neutral detergent has been added. The cleaning solution should remain on the floor for 5 to 15 minutes (see manufacturers instructions) to allow it to penetrate and emulsify the dirt after which it should be removed by rinsing thoroughly with clean water. The rinsing process removes the dirt so the use of clean water is important.

Mechanical Cleaning

For larger floor areas or areas of textured tiles the use of a rotary scrubbing machine is recommended (machines should not be used at speeds in excess of 450rpm). The choice of brush type is very important. Union mix brushes are suitable for light washing and scrubbing, polypropylene brushes are suitable where dirt deposits are especially heavy. The cleaning solution should remain on the floor for 5 to 15 minutes (see manufacturers instructions) after which a secondary scrubbing action and clean mop or suction should be undertaken to remove the solution and dirt.

High Pressure Cleaning

Tiles seldom require the use of high-pressure cleaning. Whilst the process will not damage the tiles care must be taken to avoid erosion of the grout. To minimise grout erosion ensure that the water beam is continually moved from side to side and not allowed to concentrate on the grouted joints. Water containing abrasives or steam cleaners should not be used on ceramic tiles.

Wet Areas

Wet barefoot areas may attract build-ups of body fats, soaps, oil residues and organic growth. To prevent these a mildly acidic cleaning agent used regularly is preferable. If build-up has been allowed a preliminary deep clean with a proprietary cleaner is required followed by regular use of a mildly acidic cleaning agent solution.

Periodic Deep Cleaning

Occasionally foreign matter may cause surface marks that cannot be removed with the usual cleaning processes and materials. If the surface mark cannot be removed, other materials should be considered (it's advisable to experiment on a small inconspicuous area):

Paint – Paint Remover

Organic Stains – Bleach / Washing Soda

Rust – Masonry Cleaner

Oil / Fat / Grease – Detergent or Degreaser

Mould Growth – Bleach / Proprietary Cleaner

Tea / Coffee / Ink – Bleach / Proprietary Cleaner

Abrasive powders or cleaners should never be used on glazed or polished tiles.

Accessibility and Support

The Equality Act 2010 has replaced the Disability Discrimination Act and in general, carries forward the protection that the Disability Discrimination Act provided for disabled people. The Disability Discrimination Act was repealed in October 2010.

The Equality Act requires accessible environments to be provided for disabled people, either in their place of work or for access to goods, services or facilities (public spaces). Those commissioning new buildings or adaptations to existing buildings must consider the implications of the Equality Act and their ability to provide buildings that do not discriminate against disabled people (physical or mental impairments).

Colour Reflectance (Contrast)

The Equality Act gives guidance on good visual contrast for the visually impaired between various elements of a building by the use of Light Reflectance Values (LRV).

LRV is a general term for contrast and is measured as the proportion of useful light reflected by a coloured object, floor, wall or ceiling. LRV is measured on a scale of 0 to 100 where 0 is perfect black and 100 perfect white (in reality 0 and 100 are unobtainable colours). According to NCS Colour Centre in practical terms black is approx 6 and white approx 85.

The current guidelines from Building Regulations Approved Document M on contrast are that a minimum difference of 30 LRV points should be specified for adjacent surfaces to ensure that visually impaired people are not discriminated against. In a specific example of ceramic tiles this difference should be between:

Floors to Walls

Ceiling to Walls

Handrails to Walls

Sanitary Fittings to Walls

The visual contrast between floors and walls is important in enabling visually impaired people to assess and gauge the size and shape of a room.

The greatest visual contrast must occur where the floor meets the wall (skirting) as this gives the most accurate visual indication of the extent of the room. Where provided, skirtings should contrast visually with the floor and be similar in colour and tone to the wall surface.

This information is not exhaustive and the requirements at the time of specification must be checked. BS8300:2001 Amendment 1 indicates that there is anecdotal evidence to suggest that a 20 point LRV difference may be sufficient – especially where large adjacent areas are involved.

It must be noted that the guidance on LRV values given in this brochure is correct at the time of print. This is a subject that may be reviewed by the regulatory body at any time so it is advisable to check the guidelines at the time of specification of product.

The Equality Act details given in this brochure are to be used as an outline guide only and are the details as Johnson Tiles understand them at the time of print. Further qualified advice should be sought if any of the details given above are in doubt.

Pendulum Test Values (PTV)

The slip resistance of a floor finish is the most important safety consideration. Effective and suitable slip resistant characteristics will reduce the likelihood of slipping, particularly for older, mobility and visually impaired people.

Pendulum tests are the standard and preferred Health and Safety Executive (HSE) test method for the assessment of floor slipperiness in both dry and contaminated (wet) conditions. This portable test can be used to test floor products in both laboratory and real world locations and conditions and uses a swinging test apparatus which simulates the act of walking.

Based on recommendations from the HSE, you should use floor finishes that achieve a Pendulum 4S (Slider 96) of 36+ for shod foot areas, and / or a Pendulum TRL (Slider 55) of 36+ for wet barefoot areas, to achieve a low slip potential environment. The table below illustrates how the HSE categorise the results from the Pendulum tests for both the 4S Slider 96 and TRL Slider 55:

- 0 - 24 (High Slip Potential)
- 25 - 35 (Moderate Slip Potential)
- 36+ (Low Slip Potential)

Pendulum 4S and TRL results shown are based on Johnson Tiles' internal test reports along with information available at the time of print and are to be used for guidance purposes only. Project specific requirements should be used and checks should be made so that the requirements at the time of specification are incorporated. Further information is available from - www.hse.gov.uk

R Values

German ramp tests are used to generate the R Values (DIN 51 130) used most commonly in Northern Europe. This test can only be carried out in laboratory conditions, so this does not allow for the testing of materials in real world locations. DIN 51 130 (R Values) is a shod foot test which uses oil as a contaminant. These results are interpreted into five groups:

- R9 (6° to 10°)
- R10 (11° to 19°)
- R11 (20° to 27°)
- R12 (28° to 35°)
- R13 (>35°)

R Value ratings have generally been used to assess product suitability in the UK. However, this is changing dramatically following recommendations from the HSE with the preferred test method being the Pendulum test.

All product technical values quoted are supported by laboratory testing from our own and independent ceramic test houses. Johnson Tiles are British Standard registered and all products conform to the standards set in BS EN 14411 (formerly BS 6431).

For the reassurance of single source supply, Johnson Tiles offer a free of charge NBS M40 specification writing service featuring the Norcros Adhesives range of tile fixing products. To find out more or for any questions or queries relating to any of the tile related technical information featured in this brochure, please contact our Technical Support Helpline on +44 (0)1782 524 111 or email techadvice@johnson-tiles.com.

The colours shown in this brochure are as accurate as printing processes and/or screen calibration will allow. Please refer to actual product samples before specifying. Every effort has been made to ensure the accuracy of the information given in this brochure.

N.B. We hold stock for all products featured in this brochure, the amount of stock held is based on an average weekly demand of 20 weeks - however, a minimum lead time may apply for any products that fluctuate beyond the average weekly demand levels.

Colour Shade Variation (CSV)

Colour Shade Variation (CSV) values are assigned to wall and floor tiles within this brochure. These values are to be used for guidance only. Shade, colour and pattern variation are inherent characteristics of all ceramic and porcelain tiles. CSV is split into four categories:

- V1 (Low Shade Variation)
When installed and mixed correctly the effect is a consistent overall appearance.
- V2 (Low to Moderate Shade Variation)
When installed and mixed correctly the effect is a finish with subtle shade differences.
- V3 (Moderate to High Shade Variation)
When installed and mixed correctly the effect is a finish with a moderate degree of shade variation.
- V4 (High Shade Variation)
When installed and mixed correctly the effect is a finish with a high degree of shade variation.

General Information

During the manufacturing process of ceramic and porcelain tiles, some variation in shade and pattern can occur. Before fixing any tiles, several boxes should be opened and their contents mixed to ensure that size, colour, shade and patterning are acceptable. The tiles shown are quality products and conform to the physical properties listed in this brochure.

All sizes shown are metric modular.

For specific suitability and fit-for-purpose details please contact our technical helpline.

Johnson Tiles cannot accept responsibility for any tiles that have been fixed.

Every effort has been made to ensure the accuracy of the information given.

Johnson Tiles reserves the right to change specifications and availability without prior notice.

Nothing in these statements does or will affect the statutory rights of the consumer.

© Johnson Tiles, Johnson, Absolute and Material Lab are registered trademarks and together with Kerastar and product names are the trademarks of H&R Johnson Tiles Limited and licensed to Norcros Group (Holdings) Limited trading as Johnson Tiles.

© 2022 Johnson Tiles. All rights reserved.

Notes

A series of horizontal dashed lines for taking notes, spanning the width of the page.

Notes

A series of horizontal dashed lines for taking notes, spanning the width of the page.

WHERE TO FIND US.

Johnson Tiles Head Office

Harewood Street, Tunstall,
Stoke on Trent, Staffordshire,
ST6 5JZ, UK

Tel: +44 (0)1782 575 575

Email: info@johnson-tiles.com



Material Lab Studio

10 Great Titchfield Street,
London, W1W 8BB, UK

Tel: +44 (0)20 7436 8629

Email: info@material-lab.co.uk

www.material-lab.co.uk



General Enquiries

Tel: +44 (0)1782 575 575

Email: Info@johnson-tiles.com

Customer Services

Tel: +44 (0)1782 524 000

Email: sales@johnson-tiles.com

Samples Ordering

Tel: +44 (0)1782 524 043

Email: samples@johnson-tiles.com

Technical Advice

Tel: +44 (0)1782 524 111

Email: ddunlop@johnson-tiles.com

Launched: August 2022

JOHNSON • TILES 
MADE IN THE UK SINCE 1901

Johnson Tiles is a division of Norcros Group (Holdings) Limited,
Ladyfield House, Station Road, Wilmslow, Cheshire, SK9 1BU,
United Kingdom. Registered in England number 566694.